
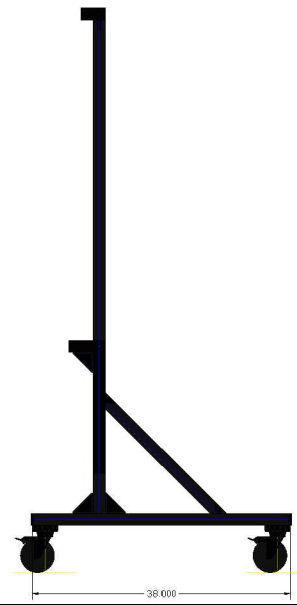
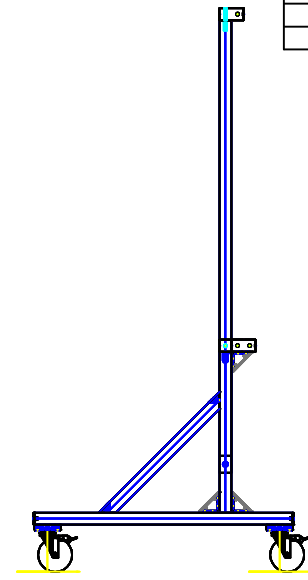



REV	DESCRIPTION	DATE
a	-	XX-XX-XXXX



TITLE	Light Board	TAG LETTER	
CUSTOMER	University of Notre Dame	# HERE	
JOB NO.	NX04-14-1000-B	DRAWN BY	D.Montoya
DATE	05-27-2014	SHEET	1 OF 1

MAT/DESCRIPTION	
-----------------	--

ALL TECHNICAL ADVICE, RECOMENDATIONS AND SERVICES ARE RENDERED BY THE SELLER FREE OF CHARGE THEY ARE BASED ON TECHNICAL DATA WHICH THE SELLER BELIEVES TO BE RELIABLE AND ARE INTENDED FOR USE BY SKILLED PERSONS AT THEIR OWN RISK. THE SELLER ASSUMES NO RESPONSIBILITY TO BUYER FOR RESULTS OBTAINED OR DAMAGES INCURRED FROM THEIR USE. SUCH RECOMMENDATIONS, TECHNICAL ADVICE OR SERVICES ARE NOT TO BE TAKEN AS A LICENSE TO OPERATE UNDER OR INTENDED TO SUGGEST INFRINGEMENT OF ANY EXISTING PATENT.



AutoQuoterX II Bill of Materials

of Kits: 1
Req. Del. Date: Tuesday, May 27, 2014
Distributor PO:
Customer PO:
Customer Ref: Light Board

Distributor:

Neff Engineering

Customer:

University of Notre Dame

Contact #1: Donanfer Montoya
Email: dmontoya@neffengineering.com
Contact #2:
Email:
Company Email:

Contact #1:
Email:
Contact #2:
Email:
Company Email:

Notes: Bill of Materials creates 1 kits.
Ref. Neff# NX04-14-1000-B

TAG	Part #	Qty	Length Each (or area)	Units	Total Wgt (lbs)	Description Note:all extrusion dimensions start at the left end	Each \$	Price \$
A	45-4545-BLACK-FB	1	2291.791	MM	10.61	45-7053 Left; 45-7053 Right	71.05	71.05
B	45-4545-BLACK-FB	2	1841.988	MM	17.06	45-7053 Right; 45-7248 in S @ 624.284	57.10	114.20
C	45-4545-BLACK-FB	2	965.200	MM	8.94	45mm X 45mm T-SLOT EXT FL BLK ANOD	29.92	59.84
E	45-4590-BLACK-FB	1	2438.400	MM	19.33	45-7248 in U @ 50.800; 45-7248 in U @ 2387.596	146.30	146.30
D	45-4590-BLACK-FB	1	2438.400	MM	19.33	45mm X 90mm T-SLOT EXT FL BLK ANOD	146.30	146.30
	45-7010	5		EA		Cut to Length 45mm x 45mm T-Slot and Tube	1.95	9.75
	45-7020	2		EA		Cut to Length 45mm x 90mm T-Slot and Tube	2.45	4.90
	45-7053	4		EA		M12 x 1.75 Tap For 45mm x 45mm Extrusions	2.40	9.60
	45-7248	4		EA		Access hole for 45 Series	1.95	7.80
F	12038	6		EA	0.16	COVER CAP FOR CONNECTION ANGLE80/ 40, 76 X 76 X 38, NYLON	1.40	8.40
G	12283	4		EA	0.08	END CAP 45X45 TAB10 NYLON BLK - SCREW ON	2.00	8.00
H	12286	4		EA	0.16	END CAP 45X90 TAB10 NYLON BLK - SCREW ON	2.75	11.00
I	14098	6		EA	3.57	4 HOLE INSIDE CORNER BRACKET 76X76 NOTAB DCZINC PC ALUCOL	6.75	40.50
J	40-2426-BLACK	4		EA	3.02	BLACK-40 S FLANGE MOUNT CASTER BASE PLATE	21.31	85.24
K	45-2555-BLACK-FB	4		EA	9.13	45-4545 X 640mm 45 DEGREE SUPPORT FL BLK ANOD	33.15	132.60
L	65-2334	4		EA	13.00	127MM DELUXE FLANGE MOUNT SWIVEL CASTER W/ BRAKE	35.65	142.60
M	7413	1		EA		YOUR ORDER IS TAGGED PER YOUR BOM AT NO EXTRA CHARGE	0.00	0.00
	11-4712	12		EA	0.06	M4 X 12 MM FHSCS [BLACK]	0.41	4.92
	11-8520	8		EA	0.22	M8 X 20MM SHCS [BLACK]	0.37	2.96

AutoQuoterX II Bill of Materials

of Kits: 1
 Req. Del. Date: Tuesday, May 27, 2014
 Distributor PO:
 Customer PO:
 Customer Ref: Light Board

Distributor:

Neff Engineering

Customer:

University of Notre Dame

Contact #1: Donanfer Montoya
Email: dmontoya@neffengineering.com
Contact #2:
Email:
Company Email:

Contact #1:
Email:
Contact #2:
Email:
Company Email:

TAG	Part #	Qty	Length Each (or area)	Units	Total Wgt (lbs)	Description Note:all extrusion dimensions start at the left end	Each \$	Price \$
	13003	4		EA	0.32	CONNECTING SCREW M12X30 HEX DRIVE ZPSTEEL	1.60	6.40
	13049	16		EA	0.66	SLIDE IN T-NUT SA M8 SLOT10 ZPSTEEL	1.70	27.20
	13177	4		EA	0.23	DROP IN T-STUD M8X60 SLOT10 ZPSTEEL	1.40	5.60
	13-3759	12		EA	0.19	M8-1.25 FLANGED HEX HEAD NUT (BLUE ZINC)	0.20	2.40
	13-6042	12		EA	0.05	M8 FLAT WASHER [BLUE]	0.17	2.04
	13-8520	16		EA	0.45	M8 X 20MM SHCS [BLUE]	0.32	5.12
	13-8522	8		EA	0.23	M8 X 22MM SHCS [BLUE]	0.33	2.64
	75-3630	24		EA	1.00	M8 X 20 MM SHCS W/ T-NUT	1.05	25.20

Total weight for 1 kits: 107.78

Total amount for 1 kits: 1082.56

Drawing Filename: C:\Users\dmontoya\Desktop\NX04-14-1000-B\NX04-14-1000-B.dwg
 AutoQuoterX II Version: 2.2.10.2
 Price release date: 9/1/2012 Prices subject to change without notice.